

CLUB

Modular Downlight System

Power from 6W to 18W

Round & Square, Trim & Trimless

Various Trims for Different Applications





Project: Hotel Bellune, Paris, France



CLUB – Modular Downlight System


Project: The Papolion, Indonesia



Project: Private Residence, Schuettorf, Germany



- The NEKO M1, M2, M3 & M4 LED Modules is a perfect replacement for MR16 halogen modules.
- Smart and elegant design.
- Versatile for downlight and spotlight applications.
- Uniform color for all LED modules within 2 MacAdam steps.
- You can use NEKO LED modules in various fixture designs with no color variability.
- Outstanding lumen output, excellent lumen maintenance.
- 50,000-hour lifetime eliminates frequent re-lamping.
- NEKO 5-Year Quality Guarantee




Verschiedene Abstrahlwinkel für architektonische Designs
Three beam angles for various architectural design requirements.





- The NEKO M4 Pro LED module is a perfect replacement for MR16 halogen modules.
- Smart and elegant design.
- Versatile for downlight and spotlight applications.
- Uniform color for all LED modules within 2 MacAdam steps.
- You can use NEKO M4 Pro LED modules in various fixture designs with no color variability.
- Outstanding lumen output, excellent lumen maintenance.
- 50,000-hour lifetime eliminates frequent re-lamping.
- NEKO 5-Year Quality Guarantee

Architectural 10°



Verschiedene Abstrahlwinkel für architektonische Designs
Five beam angles for various architectural design requirements.

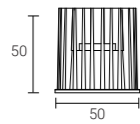


CLUB – M1 LED Module

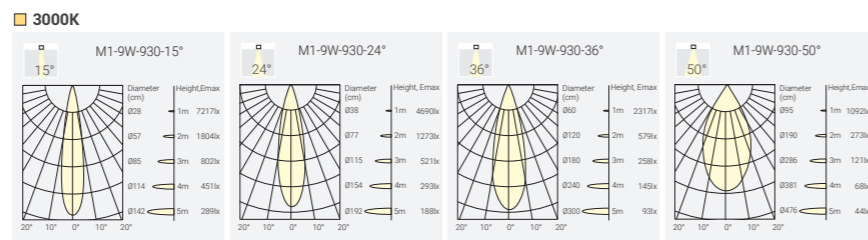


Quick Info

- Fit with CLUB Series Trims
- Bridgelux LED: 6W, 9W, CRI>90
- CCT: 2700K, 3000K, 4000K
- Beam Angle: 15°, 24°, 36°, 50°
- Lumen Output: Up to 950lm System Luminous Flux
- IP Class: Module IP54
- LED Driver: On-Off, Phase Dim, 0-10V Dim, DALI Dim, Casambi Wireless Dim



Light Distribution



Order Info

LED Power	System Power	LED Voltage	LED Current	CRI	CCT	Beam	LED Output	System Output	Code						
9W	11W	36V	250mA	90	2700K	15°	950lm	720lm	M1-9271509N-NN						
						24°	950lm	800lm	M1-9272409N-NN						
						36°	950lm	800lm	M1-9273609N-NN						
						50°	950lm	800lm	M1-9275009N-NN						
						3000K	15°	1050lm	750lm	M1-9301509N-NN					
							24°	1050lm	850lm	M1-9302409N-NN					
							36°	1050lm	850lm	M1-9303609N-NN					
							50°	1050lm	850lm	M1-9305009N-NN					
						4000K	15°	1150lm	800lm	M1-9401509N-NN					
							24°	1150lm	950lm	M1-9402409N-NN					
							36°	1150lm	950lm	M1-9403609N-NN					
							50°	1150lm	950lm	M1-9405009N-NN					
						6W	8W	36V	180mA	90	2700K	15°	720lm	520lm	M1-9271506N-NN
												24°	720lm	550lm	M1-9272406N-NN
												36°	720lm	550lm	M1-9273606N-NN
												50°	720lm	550lm	M1-9275006N-NN
3000K	15°	750lm	570lm	M1-9301506N-NN											
	24°	750lm	600lm	M1-9302406N-NN											
	36°	750lm	600lm	M1-9303606N-NN											
	50°	750lm	600lm	M1-9305006N-NN											
4000K	15°	800lm	620lm	M1-9401506N-NN											
	24°	800lm	650lm	M1-9402406N-NN											
	36°	800lm	650lm	M1-9403606N-NN											
	50°	800lm	650lm	M1-9405006N-NN											

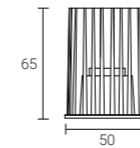
Code Remark: N=N(No Driver) F=F(ON-OFF) P=P(Phase Dim) A=A(0-10V Dim) D=D(DALI Dim)

CLUB – M2 LED Module

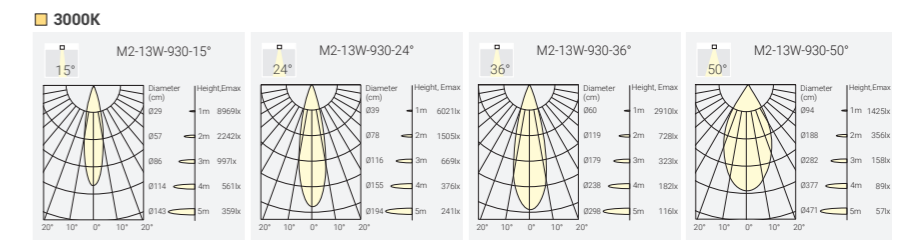


Quick Info

- Fit with CLUB Series Trims
- Bridgelux LED: 9W, 13W, CRI>90
- CCT: 2700K, 3000K, 4000K
- Beam Angle: 15°, 24°, 36°, 50°
- Lumen Output: Up to 1250lm System Luminous Flux
- IP Class: Module IP54
- LED Driver: On-Off, Phase Dim, 0-10V Dim, DALI Dim, Casambi Wireless Dim



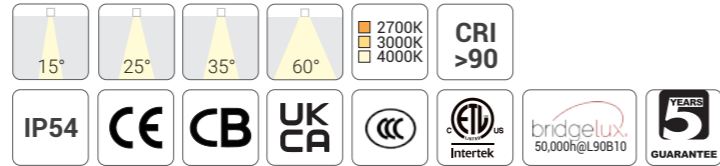
Light Distribution



Order Info

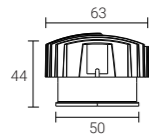
LED Power	System Power	LED Voltage	LED Current	CRI	CCT	Beam	LED Output	System Output	Code						
13W	15W	36V	350mA	90	2700K	15°	1300lm	900lm	M2-9271513N-NN						
						24°	1300lm	980lm	M2-9272413N-NN						
						36°	1300lm	980lm	M2-9273613N-NN						
						50°	1300lm	950lm	M2-9275013N-NN						
						3000K	15°	1450lm	950lm	M2-9301513N-NN					
							24°	1450lm	1150lm	M2-9302413N-NN					
							36°	1450lm	1150lm	M2-9303613N-NN					
							50°	1450lm	1100lm	M2-9305013N-NN					
						4000K	15°	1600lm	1100lm	M2-9401513N-NN					
							24°	1600lm	1250lm	M2-9402413N-NN					
							36°	1600lm	1250lm	M2-9403613N-NN					
							50°	1600lm	1200lm	M2-9405013N-NN					
						9W	11W	36V	250mA	90	2700K	15°	950lm	720lm	M2-9271509N-NN
												24°	950lm	800lm	M2-9272409N-NN
												36°	950lm	800lm	M2-9273609N-NN
												50°	950lm	780lm	M2-9275009N-NN
3000K	15°	1050lm	780lm	M2-9301509N-NN											
	24°	1050lm	850lm	M2-9302409N-NN											
	36°	1050lm	850lm	M2-9303609N-NN											
	50°	1050lm	800lm	M2-9305009N-NN											
4000K	15°	1150lm	850lm	M2-9401509N-NN											
	24°	1150lm	950lm	M2-9402409N-NN											
	36°	1150lm	950lm	M2-9403609N-NN											
	50°	1150lm	900lm	M2-9405009N-NN											

Code Remark: N=N(No Driver) F=F(ON-OFF) P=P(Phase Dim) A=A(0-10V Dim) D=D(DALI Dim)

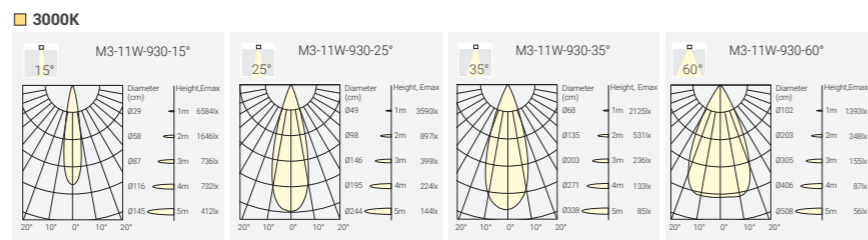


Quick Info

- Fit with CLUB Series Trims
- Bridgelux LED: 7.5W, 11W, CRI>90
- CCT: 2700K, 3000K, 4000K
- Beam Angle: 15°, 25°, 35°, 60°
- Lumen Output: Up to 1200lm System Luminous Flux
- IP Class: Module IP54
- LED Driver: On-Off, Phase Dim, 0-10V Dim, DALI Dim, Casambi Wireless Dim



Light Distribution



Order Info

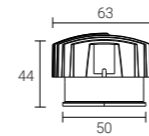
LED Power	System Power	LED Voltage	LED Current	CRI	CCT	Beam	LED Output	System Output	Code		
11W	13W	34V	300mA	90	2700K	15°	1200lm	1000lm	M3-9271511N-NN		
						25°	1200lm	1000lm	M3-9272511N-NN		
						35°	1200lm	1050lm	M3-9273511N-NN		
						60°	1200lm	1100lm	M3-9276011N-NN		
						3000K	15°	1300lm	1050lm	M3-9301511N-NN	
							25°	1300lm	1050lm	M3-9302511N-NN	
							35°	1300lm	1100lm	M3-9303511N-NN	
							60°	1300lm	1150lm	M3-9306011N-NN	
							4000K	15°	1400lm	1100lm	M3-9401511N-NN
								25°	1400lm	1100lm	M3-9402511N-NN
						35°		1400lm	1150lm	M3-9403511N-NN	
						7.5W	9W	33V	200mA	90	2700K
25°	850lm	750lm	M3-9272508N-NN								
35°	850lm	780lm	M3-9273508N-NN								
60°	850lm	800lm	M3-9276008N-NN								
3000K	15°	900lm	780lm	M3-9301508N-NN							
	25°	900lm	780lm	M3-9302508N-NN							
	35°	900lm	800lm	M3-9303508N-NN							
	60°	900lm	840lm	M3-9306008N-NN							
	4000K	15°	950lm	800lm	M3-9401508N-NN						
		25°	950lm	800lm	M3-9402508N-NN						
35°		950lm	840lm	M3-9403508N-NN							
					60°						

Code Remark: N=N(No Driver) F=F(ON-OFF) P=P(Phase Dim) A=A(0-10V Dim) D=D(DALI Dim)

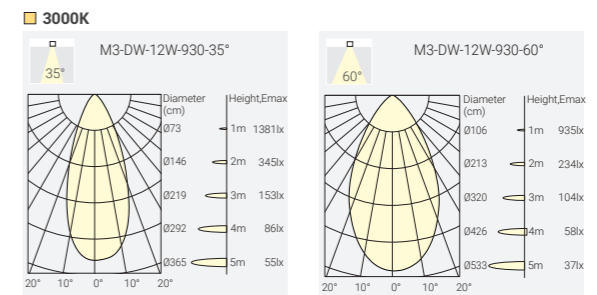


Quick Info

- Fit with CLUB Series Trims
- Bridgelux LED: 12W, CRI>95
- CCT: Dim to Warm 1800K-3000K
- Beam Angle: 35°, 60°
- Lumen Output: Up to Max.850lm System Luminous Flux
- IP Class: Module IP54
- LED Driver: Phase Dim, 0-10V Dim, DALI Dim, Casambi Wireless Dim




Light Distribution




Order Info

LED Power	System Power	LED Voltage	LED Current	CRI	CCT	Beam	LED Output	System Output	Code
12W	14W	34V	350mA	95	1800K-3000K	35°	1100lm	Max.850lm	M3-9D33512N-NN
						60°	1100lm	Max.850lm	M3-9D36012N-NN

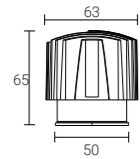
Code Remark: N=N(No Driver) P=P(Phase Dim) A=A(0-10V Dim) D=D(DALI Dim)



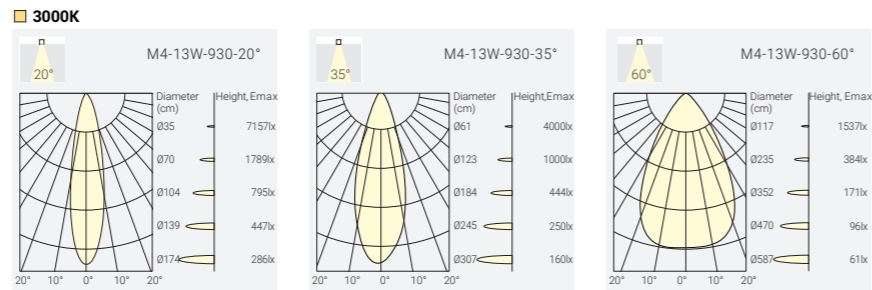


Quick Info

- Fit with CLUB Series Trims
- Bridgelux LED: 9W, 13W, CRI>90
- CCT: 2700K, 3000K, 4000K
- Beam Angle: 20°, 35°, 60°
- Lumen Output: Up to 1650lm System Luminous Flux
- IP Class: Module IP54
- LED Driver: On-Off, Phase Dim, 0-10V Dim, DALI Dim, Casambi Wireless Dim



Light Distribution



Order Info

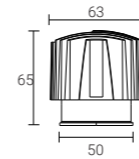
LED Power	System Power	LED Voltage	LED Current	CRI	CCT	Beam	LED Output	System Output	Code						
13W	15W	34V	350mA	90	2700K	20°	1700lm	1500lm	M4-9272013N-NN						
						35°	1700lm	1550lm	M4-9273513N-NN						
						60°	1700lm	1550lm	M4-9276013N-NN						
						3000K	20°	1800lm	1550lm	M4-9302013N-NN					
							35°	1800lm	1600lm	M4-9303513N-NN					
							60°	1800lm	1600lm	M4-9306013N-NN					
						4000K	20°	1900lm	1600lm	M4-9402013N-NN					
							35°	1900lm	1650lm	M4-9403513N-NN					
							60°	1900lm	1650lm	M4-9406013N-NN					
						9W	11W	34V	250mA	90	2700K	20°	1200lm	1100lm	M4-9272009N-NN
												35°	1200lm	1150lm	M4-9273509N-NN
												60°	1200lm	1150lm	M4-9276009N-NN
3000K	20°	1300lm	1150lm	M4-9302009N-NN											
	35°	1300lm	1200lm	M4-9303509N-NN											
	60°	1300lm	1200lm	M4-9306009N-NN											
4000K	20°	1400lm	1200lm	M4-9402009N-NN											
	35°	1400lm	1250lm	M4-9403509N-NN											
	60°	1400lm	1250lm	M4-9406009N-NN											

Code Remark: N=N(No Driver) F=F(ON-OFF) P=P(Phase Dim) A=A(0-10V Dim) D=D(DALI Dim)

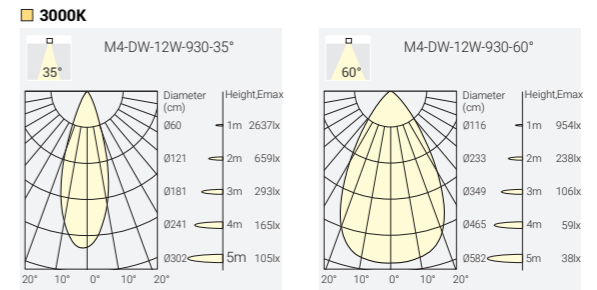


Quick Info

- Fit with CLUB Series Trims
- Bridgelux LED: 12W, CRI>95
- CCT: Dim to Warm 1800K-3000K
- Beam Angle: 35°, 60°
- Lumen Output: Up to Max. 850lm System Luminous Flux
- IP Class: Module IP54
- LED Driver: Phase Dim, 0-10V Dim, DALI Dim, Casambi Wireless Dim



Light Distribution



Order Info

LED Power	System Power	LED Voltage	LED Current	CRI	CCT	Beam	LED Output	System Output	Code
12W	14W	34V	350mA	95	1800K-3000K	35°	1100lm	Max.850lm	M4-9D33512N-NN
						60°	1100lm	Max.850lm	M4-9D36012N-NN

Code Remark: N=N(No Driver) P=P(Phase Dim) A=A(0-10V Dim) D=D(DALI Dim)



M4 Pro LED Module
 LED Power: 7W/ 9W/ 12W/ 13W/ 18W
 LED Chip: Bridgelux CRI>97, R9=95, 2-step SDCM
 Beam Angle: 10°/ 15°/ 25°/ 35°/ 50°
 Standard CCT: 2700K/ 3000K/ 3500K/ 4000K
 Optional CCT: 1800K-3000K Warm Dim/ 2700K-6500K Tunable White
 Optional Accessory: Honeycomb/ Diffusion Filter/ Linear Spread Filter
 Single Asymmetric Filter/ Double Asymmetric Filter

M4 Pro LED Module




Accessory:




CLUB Trim:




Honeycomb Effect




Diffusion Filter Effect




Linear Spread Filter Effect



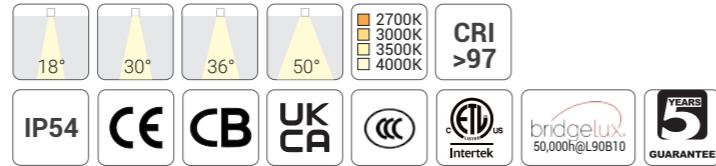
Single Asymmetric Filter Effect



Double Asymmetric Filter Effect



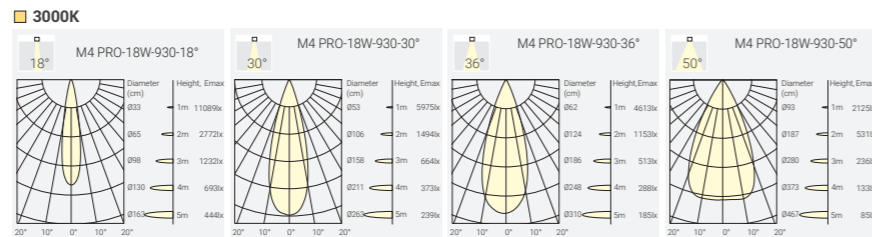
CLUB – M4 Pro Architectural LED Module



Quick Info

- Fit with CLUB Series Trims
- Bridgelux LED: 13W, 18W, CRI>97
- CCT: 2700K, 3000K, 3500K, 4000K
- Beam Angle: 15°/18°, 25°/30°, 35°/36°, 50°
- Lumen Output: Up to 1700lm System Luminous Flux
- IP Class: Module IP54
- LED Driver: On-Off, Phase Dim, 0-10V Dim, DALI Dim, Casambi Wireless Dim

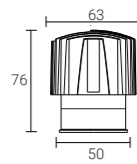
Light Distribution



Order Info

LED Power	System Power	LED Voltage	LED Current	CRI	CCT	Beam	LED Output	System Output	Code						
13W	15W	36V	350mA	97	2700K	15°	1300lm	1050lm	M4P3-0271513N-NN						
						25°	1300lm	1050lm	M4P3-0272513N-NN						
						35°	1300lm	1050lm	M4P3-0273513N-NN						
						50°	1300lm	1000lm	M4P3-0276013N-NN						
						3000K	15°	1400lm	1100lm	M4P3-0301513N-NN					
							25°	1400lm	1100lm	M4P3-0302513N-NN					
							35°	1400lm	1100lm	M4P3-0303513N-NN					
							50°	1400lm	1050lm	M4P3-0306013N-NN					
						3500K	15°	1450lm	1150lm	M4P3-0351513N-NN					
							25°	1450lm	1150lm	M4P3-0352513N-NN					
							35°	1450lm	1150lm	M4P3-0353513N-NN					
							50°	1450lm	1100lm	M4P3-0356013N-NN					
						4000K	15°	1500lm	1200lm	M4P3-0401513N-NN					
							25°	1500lm	1200lm	M4P3-0402513N-NN					
							35°	1500lm	1200lm	M4P3-0403513N-NN					
							50°	1500lm	1150lm	M4P3-0406013N-NN					
						18W	21W	36V	500mA	97	2700K	18°	1900lm	1500lm	M4P4-0271818N-NN
												30°	1900lm	1500lm	M4P4-0273018N-NN
												36°	1900lm	1500lm	M4P4-0273618N-NN
												50°	1900lm	1400lm	M4P4-0275018N-NN
3000K	18°	2000lm	1600lm	M4P4-0301818N-NN											
	30°	2000lm	1600lm	M4P4-0303018N-NN											
	36°	2000lm	1600lm	M4P4-0303618N-NN											
	50°	2000lm	1500lm	M4P4-0305018N-NN											
3500K	18°	2150lm	1650lm	M4P4-0301818N-NN											
	30°	2150lm	1650lm	M4P4-0353018N-NN											
	36°	2150lm	1650lm	M4P4-0353618N-NN											
	50°	2150lm	1500lm	M4P4-0355018N-NN											
4000K	18°	2200lm	1700lm	M4P4-0401818N-NN											
	30°	2200lm	1700lm	M4P4-0403018N-NN											
	36°	2200lm	1700lm	M4P4-0403618N-NN											
	50°	2200lm	1650lm	M4P4-0405018N-NN											

Code Remark: N=N(No Driver) F=F(ON-OFF) P=P(Phase Dim) A=A(0-10V Dim) D=D(DALI Dim)



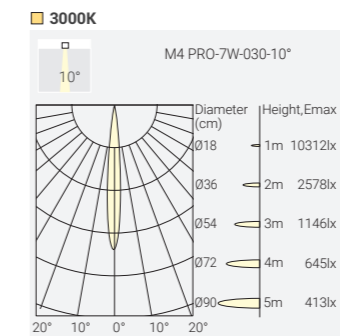
CLUB – M4 Pro Architectural LED Module



Quick Info

- Fit with CLUB Series Trims
- Bridgelux LED: 7W, CRI>97
- CCT: 2700K, 3000K, 3500K, 4000K
- Beam Angle: 10°
- Lumen Output: Up to 600lm System Luminous Flux
- IP Class: Module IP54
- LED Driver: On-Off, Phase Dim, 0-10V Dim, DALI Dim, Casambi Wireless Dim

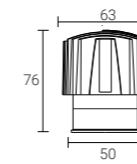
Light Distribution



Order Info

LED Power	System Power	LED Voltage	LED Current	CRI	CCT	Beam	LED Output	System Output	Code	
7W	9W	36V	200mA	97	2700K	10°	650lm	500lm	M4P1-0271007N-NN	
						3000K	10°	700lm	550lm	M4P1-0301007N-NN
						3500K	10°	725lm	570lm	M4P1-0351007N-NN
						4000K	10°	750lm	600lm	M4P1-0401007N-NN

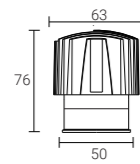
Code Remark: N=N(No Driver) F=F(ON-OFF) P=P(Phase Dim) A=A(0-10V Dim) D=D(DALI Dim)



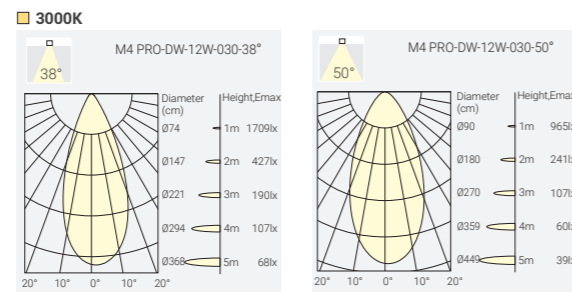


Quick Info

- Fit with CLUB Series Trims
- Bridgelux LED: 12W, CRI>90
- CCT: Dim to Warm 1800K-3000K
- Beam Angle: 38°, 50°
- Lumen Output: Up to 900lm System Luminous Flux
- IP Class: Module IP54
- LED Driver: Phase Dim, 0-10V Dim, DALI Dim, Casambi Wireless Dim



Light Distribution



Order Info

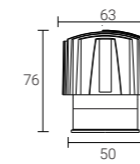
LED Power	System Power	LED Voltage	LED Current	CRI	CCT	Beam	LED Output	System Output	Code
12W	14W	34V	350mA	90	1800K-3000K	38°	1100lm	Max 900lm	M4P5-0D33812N-NN
						50°	1100lm	Max 850lm	M4P5-0D35012N-NN

Code Remark: N=N(No Driver) P=P(Phase Dim) A=A(0-10V Dim) D=D(DALI Dim)

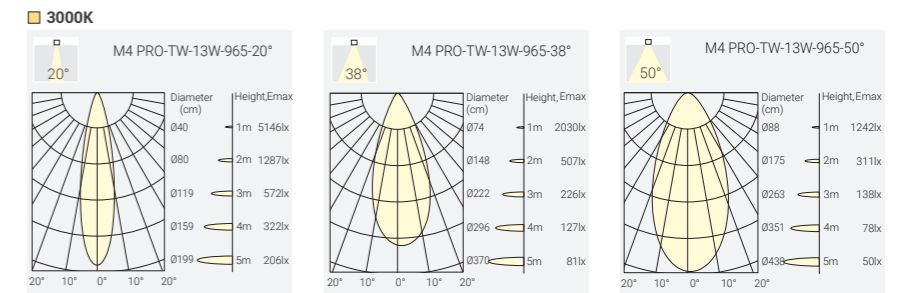


Quick Info

- Fit with CLUB Series Trims
- Bridgelux LED: 9W, 13W, CRI>90,
- CCT: Tunable White 2700K-6500K
- Beam Angle: 20°, 35°, 50°
- Lumen Output: Up to 1100lm System Luminous Flux
- IP Class: Module IP54
- LED Driver: DALI DT8 Dim



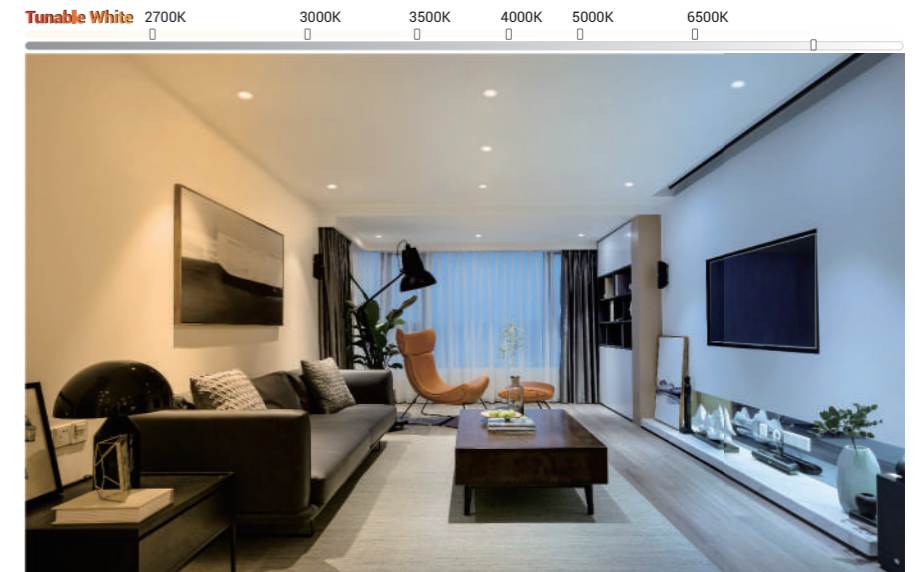
Light Distribution




Order Info

LED Power	System Power	LED Voltage	LED Current	CRI	CCT	Beam	System Output	Code
9W	11W	36V	250mA	90	2700K-6500K	20°	700lm-850lm	M4P6-9TW2009N-NN
						38°	700lm-850lm	M4P6-9TW3809N-NN
						50°	700lm-850lm	M4P6-9TW5009N-NN
						@2700K	700lm	
						@3000K	730lm	
						@4000K	800lm	
13W	15W	36V	350mA	90	2700K-6500K	20°	900lm-1100lm	M4P6-9TW2013N-NN
						38°	900lm-1100lm	M4P6-9TW3813N-NN
						50°	850lm-1050lm	M4P6-9TW5013N-NN
						@2700K	900lm	
						@3000K	950lm	
						@4000K	1000lm	
@5000K	1100lm							
@6500K	1100lm							

Code Remark: N=N(No Driver) D=D(DALI DT8 Dim)

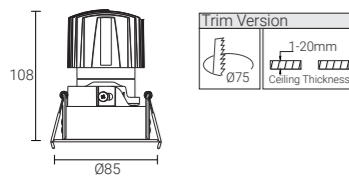


New

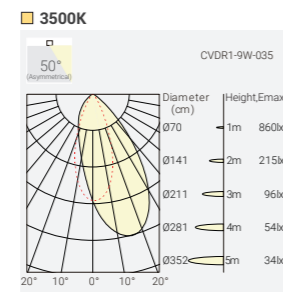


Quick Info

- CLUB Vanity Downlight
- Bridgelux LED: 9W, CRI>97
- CCT: 3500K, 4000K
- Beam Angle: 50°(Asymmetrical)
- Lumen Output: Up to 700lm System Luminous Flux
- IP Class: Module IP54
- LED Driver: On-Off, Phase Dim, 0-10V Dim, DALI Dim, Casambi Wireless Dim




Light Distribution



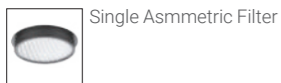
Trim Finsh



Reflector Options



Optional accessory



Order Info

LED Power	System Power	LED Voltage	LED Current	CRI	CCT	Beam	LED Output	System Output	Code
9W	11W	36V	250mA	90	3500K	50°	1050lm	650lm	CVDR1-0355009N-WC
					4000K	50°	1100lm	700lm	CVDR1-0405009N-WC

Code Remark: N=(No Driver) P=(Phase Dim) A=(0-10V Dim) D=(DALI Dim)

Coding

CVDR1 - *** ** * - * * - *

Model	CRI/ CCT	Beam Angle	LED Power	Control	Trim Finish	Reflector Color	Accessory
CVDR1	035	50	09	F	W	B	Single Asymmetric Filter
CLUB Vanity	CRI97/ 3500K	50° Asymmetrical	9W	On-Off	White	Black	
	040			P	B	C	
	CRI97/ 4000K			Phase Dim	Black	Dark Light	
				A			
				0-10V Dim			
				D			
				DALI Dim			

CLUB VANITY

Vanity Downlight
Targeted Facial Lighting – CRI 97 for True-to-Life Beauty

